

	UNDERWEIGHT -	NEUTRAL o	OVERWEIGHT +	MONTHLY CHANGE Maximum change ◀◀◀ ▶▶▶	
GLOBAL ASSET CLASSES We remain neutral equities in the lead up to the first US rate hike and cut bonds to underweight on valuation grounds.			Equities		
			Bonds	◀	
			Cash		
			Gold	▶	
			Oil		
			USD		
EQUITY REGIONS AND STYLES We keep our preference for Europe and Japan - earnings prospects look most positive in these regions. The US is expensive while emerging markets are not yet a 'buy'.			Japan		
		US			
				Europe	
			Pacific		
			Emerging		
			Mid & Small Cap		
EQUITY SECTORS We maintain a moderate tilt towards cyclicals with an overweight stance on information technology and financial stocks - the sectors most likely to benefit once US rates start rising.			Energy		
			Materials		
			Industrials		
			Consumer Disc		
			Consumer Staples		
			Healthcare		
			Financials		
			IT		
			Telecoms		
			Utilities		
FIXED INCOME We raise local currency emerging market debt to neutral and lower exposure to emerging corporate debt to lock in gains.			EUR Government		
			EUR Investment Grade		
			EUR High Yield		
			EMD Hard (USD)		
			EMD Local	▶	
		EM Corporate	◀		

Keeping our powder dry ahead of Fed move

Pictet Asset Management [Strategy Unit](#)

Monthly euro investor outlook on a 3 month view

Barometer

December 2015

Monthly outlook

Pictet Asset Management
Strategy Unit

Issued 30 November 2015

Global market overview

Equities rally loses steam

Global stocks were broadly flat in November as worries over the impact of a likely US interest rate hike and concerns about the health of emerging economies were offset by continued monetary support from central banks elsewhere. Stocks also drew support from buoyant corporate merger and acquisition activity; worldwide, the value of M&A deals rose above USD5 trillion this year, a new record.

Industrial and technology stocks gained the most in November, with materials and utilities the laggards. Year to date, consumer discretionary and technology stocks have generated the strongest returns; energy and materials stocks are down more than 10 per cent.

Optimism that Chinese authorities would support the economy with more monetary and fiscal stimulus helped keep emerging market stocks on an even keel, enabling them to stay some 10 per cent above the lows hit in late August. Cheap valuations appear to be attracting some investors to the asset class.

In fixed income, meanwhile, bonds traded within a narrow range, falling by some 1 per cent in US dollar terms at a global level. Still, European government bonds carved

out gains. Two-year bond yields in Germany and France, already below zero, dived deeper into negative territory, reflecting the divergence between US and euro zone monetary policies. The yield spread between 10-year US and German government bonds hit 180 basis points – the widest level in almost 25 years.

In emerging fixed income, bonds fell as a slowing Chinese economy, a US stronger dollar and the prospect of higher US rates weighed on debt issued by countries that rely on external financing.

In the currency markets, the US dollar gained against a basket of major currencies. Sterling also slipped as top Bank of England officials suggested interest rates will be kept lower for longer. Expectations of further monetary stimulus from the European Central Bank weighed on the euro, which lost over 3 per cent against the US dollar to become one of the worst performers in the currency markets this month.

The appreciation of the US unit weighed on oil and other commodities, which were already under pressure from concerns about slowing demand in top consumer China. Commodity prices are now at their lowest levels since mid-2009 (see chart).

COMMODITY PRICES SLUMP TO LOWEST LEVELS SINCE 2009

Bloomberg Spot Commodity Index



Source: Bloomberg

Asset allocation

Remain neutral on equities; downgrade bonds

We are keeping our neutral stance on equities as we see no reason to raise risk in our portfolio at a time when both economic activity and corporate profit growth are uninspiring. We have downgraded bonds to a single underweight because we believe the market's inflation expectations are too low. We have also upgraded cash to a single overweight as a buffer against any volatility that could arise ahead of the US Federal Reserve's next rate-setting meeting.

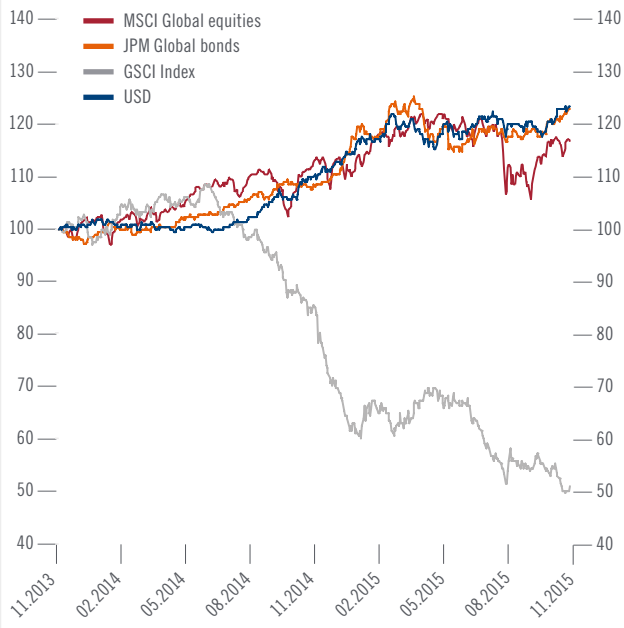
Looking further ahead, however, we think the market could regain its momentum in the coming months.

Our **business cycle** readings suggest the developed world's economic momentum remained moderate, with strong consumer spending offset by weak industrial production. In the US, economic growth is showing signs of easing under the strain of a strong US dollar, which is dampening the competitiveness of the country's exports. Industrial production decelerated while surveys indicate manufacturing is also slowing. Housing market momentum also lost pace, though wage growth points to a pick-up in inflation some time in 2016. More positively, retail sales remain resilient. We continue to believe December will see the first move in what will turn out to be a gradual increase in interest rates by the Fed.

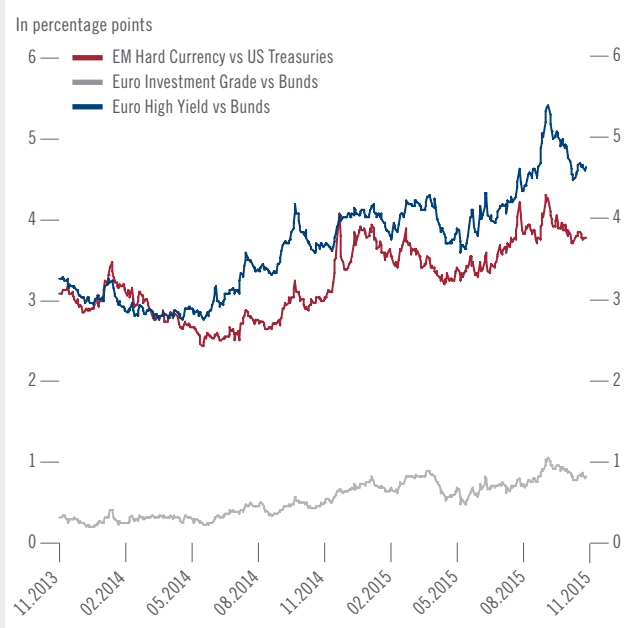
In Europe, growth seems on track despite some setbacks. Retail sales have slowed somewhat but remain robust overall. Industrial production momentum has improved while manufacturing activity has eased due to weak external demand. Credit growth remains moderate, but we expect lending to pick up as the ECB stays committed to support the economy and push inflation towards

MAJOR ASSET CLASSES

PERFORMANCE: ASSET CLASSES

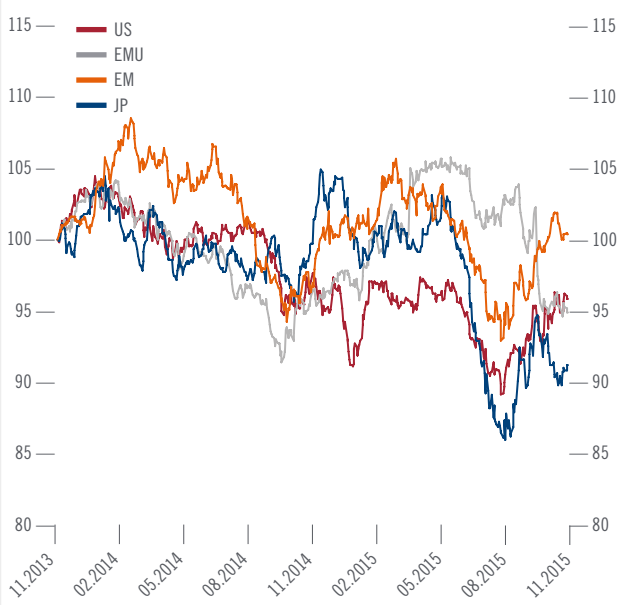


BONDS: ASSET CLASS SPREADS

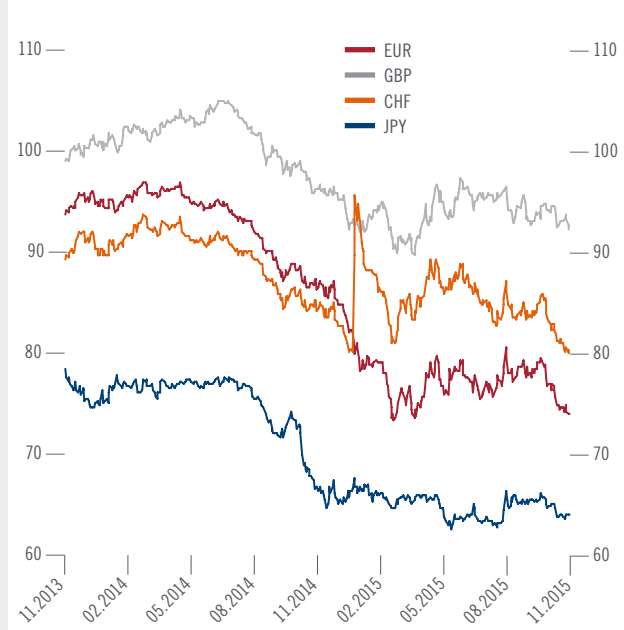


EQUITY SECTOR ROTATION AND CURRENCY PERFORMANCE

GLOBAL EQUITY SECTOR ROTATION:
PERFORMANCE OF CYCLICAL VS DEFENSIVE STOCKS



PERFORMANCE: CURRENCIES VS USD

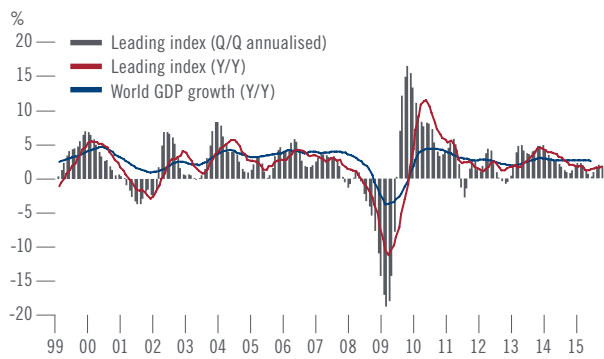


RISK BIAS INDICATORS

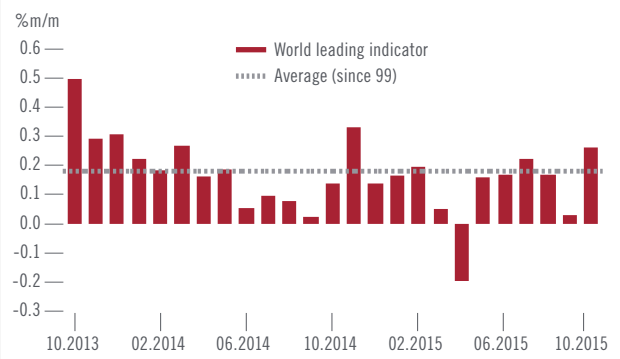
MONTHLY CHANGE Maximum change ◀◀◀◀ ▶▶▶▶		RISK-OFF -	NEUTRAL ○	RISK-ON +
				Business cycle
				Liquidity
◀				Valuation
◀				Sentiment
				PAM strategy

BUSINESS CYCLE: SIGNS OF STABILITY EMERGE

WORLD LEADING ACTIVITY INDEX & REAL GDP GROWTH

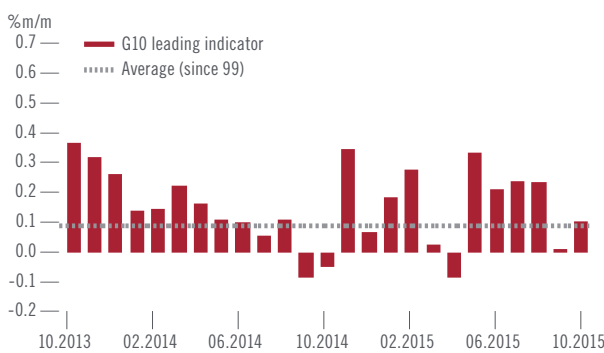


WORLD LEADING ACTIVITY SEQUENTIAL GROWTH (M/M)

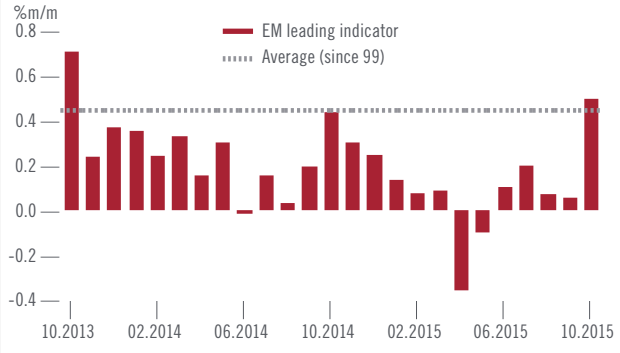


ECONOMIC MOMENTUM MAY BE RECOVERING IN EMERGING MARKETS

G10 LEADING INDICATOR M/M GROWTH



EM LEADING INDICATOR M/M GROWTH



VALUATION: EQUITY MARKETS AND SECTORS

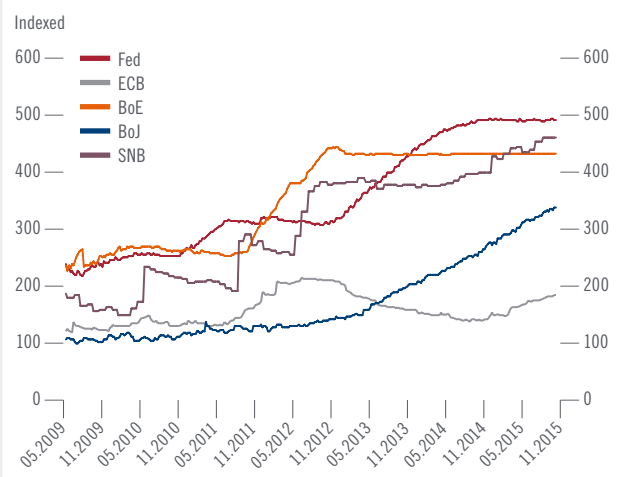
COUNTRIES AND SECTORS

MSCI REGIONS	EPS GROWTH		SALES GROWTH		PE		PB 2015E	P/SALES 2015E	DY 2015E
	2015	2016	2015	2016	2015	2016			
US	1%	8%	-3%	4%	17.8	16.6	2.7	1.9	2.1%
Europe	-1%	7%	-3%	3%	16.0	15.1	1.8	1.2	3.5%
EMU	11%	8%	4%	3%	15.7	14.6	1.6	1.0	3.2%
Switzerland	-6%	5%	-1%	3%	17.8	17.0	2.4	2.3	3.1%
UK	-15%	5%	-13%	2%	15.7	15.1	1.8	1.2	4.2%
Japan	19%	7%	1%	3%	15.4	14.7	1.4	0.9	1.9%
EM	-2%	9%	-1%	7%	12.1	11.2	1.4	0.7	3.0%
NJA	3%	8%	-1%	7%	12.3	11.5	1.3	0.7	2.9%
Global	0%	8%	-2%	4%	16.7	15.5	2.0	1.4	2.6%

MSCI GLOBAL SECTORS	EPS GROWTH		SALES GROWTH		PE		PB 2015E	P/SALES 2015E	DY 2015E
	2015	2016	2015	2016	2015	2016			
Energy	-50%	5%	-27%	3%	20.0	19.1	1.3	0.8	3.9%
Materials	-17%	11%	-7%	1%	17.1	15.5	1.5	0.9	3.0%
Industrials	3%	9%	1%	4%	17.4	16.2	2.5	1.0	2.3%
Consumer Discretionary	12%	14%	6%	6%	18.7	16.6	2.9	1.2	1.9%
Consumer Staples	-1%	7%	1%	4%	21.9	20.5	4.0	1.3	2.6%
Health care	10%	9%	8%	8%	18.8	17.3	3.9	2.1	1.8%
Financials	11%	6%	5%	5%	12.7	12.0	1.2	1.7	3.2%
IT	5%	8%	3%	4%	17.9	16.5	3.1	2.3	1.6%
Telecoms	8%	6%	4%	4%	15.7	14.9	2.2	1.3	4.2%
Utilities	9%	-3%	-1%	1%	13.8	14.1	1.4	0.9	4.0%
Market	0%	8%	-2%	4%	16.7	15.5	2.0	1.4	2.6%

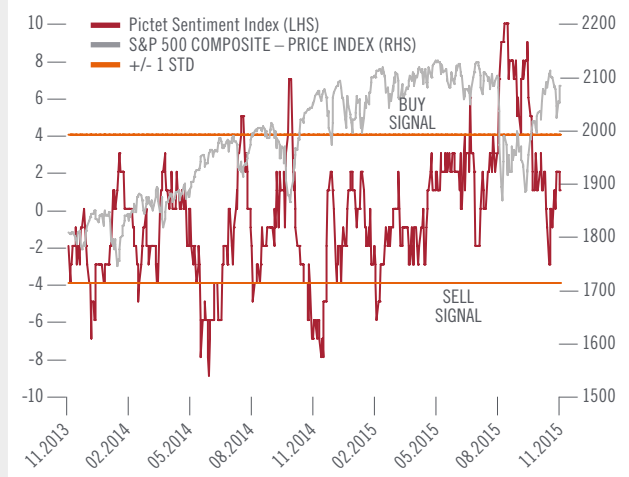
LIQUIDITY: FED ENDS QE BUT MONETARY STIMULUS CONTINUES ELSEWHERE

SIZE OF CENTRAL BANKS' BALANCE SHEETS



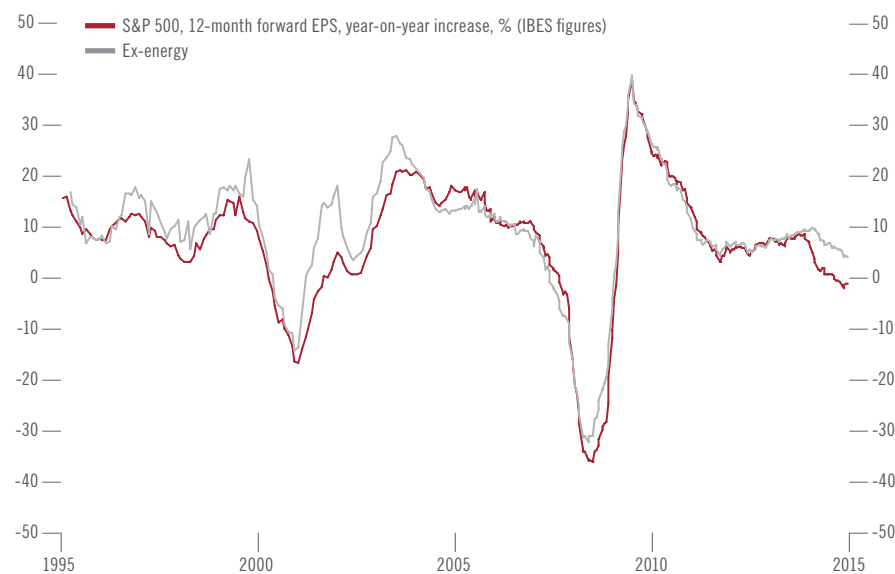
SENTIMENT INDICATOR BACK TO NEUTRAL

PICTET SENTIMENT CYCLE INDEX



US APPEARS TO HAVE ENTERED A PROFITS RECESSION

US earnings per share, year-on-year increase/decrease, %, S&P 500 constituents



Source: Thomson Reuters Datastream

its target. We expect the ECB to extend its quantitative easing programme to March 2017.

Japan entered into a technical recession in the third quarter, dragged down by slow business investment and falling inventories. However, the most recent business and consumer surveys rebounded above their long-term averages and we expect the Bank of Japan to maintain its quantitative easing programme into 2017. Overall we see the Japanese economy recovering, driven by strong domestic spending and higher investment.

Meanwhile, there are signs of stabilisation in China but a concrete recovery in economic activity remains elusive. Strong domestic demand – evidenced by stable retail sales figures – is underpinning growth.

There are also signs of improvement in manufacturing though weak exports and industrial production are proving a drag on activity. More monetary policy stimulus is likely. In other emerging markets, there is a growing divide between commodity exporters, battered by weak raw material markets, and manufacturing economies, where there are signs of stabilisation. Our leading indicators show evidence that economic conditions are stabilising following a 13-quarter period in which emerging market growth has remained below potential.

Our **liquidity** readings continue to show a contrast between the US, which is experiencing a withdrawal of money supply, and regions such as Europe and Japan, where credit expansion is gathering pace. Our central view is that US liquidity

will not drain fast enough to offset the buoyant monetary conditions in Europe, Japan and China.

Our **sentiment** indicators suggest taking a neutral stance on equities. The positioning surveys we monitor show investors have turned less bearish, and seem more relaxed about the risk of a hard economic landing in China after Beijing took actions to support the economy.

This upturn in investor sentiment – which we see as limiting the scope for future stock market gains – coincides with technical indicators that flag up similar risks.

Our analysis shows that an ever smaller group of stocks are driving the market higher. With fewer than 50 per cent of global stocks now trading above their 200-day moving average, the probability of a market correction is climbing.

In terms of **valuations**, equities remain less expensive than bonds on the whole.

However, there are some areas where this signal is less powerful. In the US, weak corporate earnings – profits among S&P 500 constituents have fallen in aggregate (see chart) – is becoming a concern.

The US is effectively witnessing a profit recession. As a result, the US equity risk premium – a measure of the expected excess return of equities over risk-free securities – has fallen below its long-term average for the first time since 2008, which means that the valuation advantage stocks enjoy over bonds is lower in the US than it is in other major regions.

Equity region and sector allocation

Prefer Europe and Japan over the US, eyeing emerging markets

In our regional allocation, we keep our preference for equities in Europe and Japan, where central banks are expected to support their economies with more monetary stimulus. Compared to their US counterparts, European stocks appear attractively-valued on a number of measures. Using the Shiller cyclically-adjusted price earnings ratio, we find that euro zone equities trade at 15 times earnings compared with 24 times in the US – a 35 per cent discount that is three times greater than the long-term average. This valuation gap could potentially see many European firms become takeover targets for US companies, which would provide an additional boost to the region's stock market. As the chart shows, M&A volumes are at record highs.

Japan's macroeconomic outlook is also supportive of stocks. While the economy entered into a technical

recession in the third quarter, a rebound in export volumes and consumer confidence point to a recovery.

What is more, falling energy prices are not only giving companies more room to raise wages but are also boosting household spending power. The BoJ is likely to maintain its ultra-loose monetary stimulus for some time to achieve its inflation target. We also expect the government to announce some form of fiscal stimulus in the coming months. Also supporting the region's stocks are corporate earnings – with earnings per share among Japanese firms rising at almost 20 per cent year on year, Japan is one of the few major economies that has seen strong profit growth in 2015.

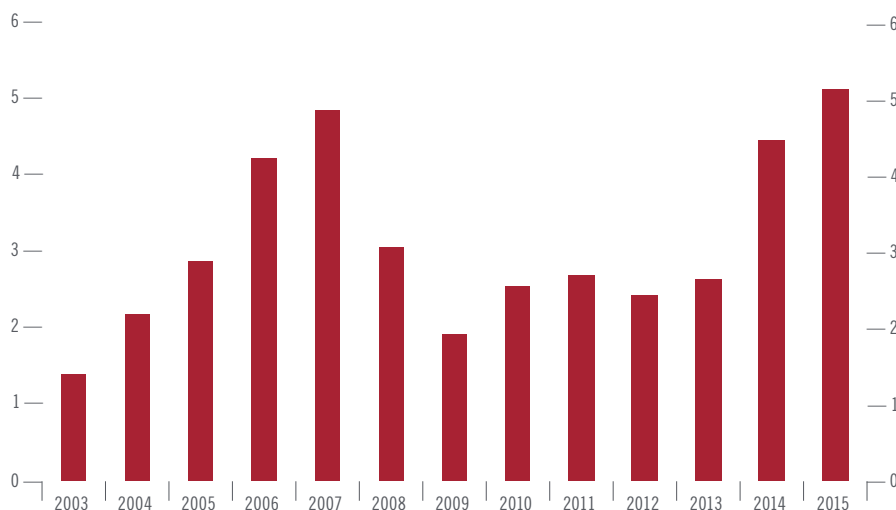
In contrast, a strong US dollar and expectations of an interest rate hike are likely to weigh on stocks in the US, where economic momentum is easing

somewhat. On the back of rising yields, the US equity risk premium fell below the long-term average of 4.75 per cent for the first time since 2008, making stocks less attractive versus bonds. We remain neutral on emerging stocks. Recent data suggests the region's economies are stabilising, with leading indicators rising for three months in a row. Additional monetary and fiscal stimulus from Chinese authorities is likely to support growth for the developing world as a whole. However, we need more concrete signs that the Chinese economy has bottomed and the US dollar has peaked before upgrading emerging markets to an overweight.

In our sector allocation, we keep our moderate cyclical tilt with a preference for stocks that are less exposed to rising interest rates. We continue to be overweight technology stocks, whose large cash balances and strong earnings momentum would help them withstand a higher cost of borrowing. Financial stocks are also well placed to benefit from rising US rates and an improvement in European credit conditions. We are still underweight energy and materials. However, their valuations are getting more attractive and we look to upgrade both sectors once we have more positive signs from emerging economies.

EUROPEAN EQUITIES COULD BENEFIT FROM M&A BOOM

Global M&A volumes in US dollar, trillions



Source: Thomson Reuters Datastream



Moor House
120 London Wall
London EC2Y 5ET

www.pictet.com
www.pictetfunds.com

Fixed Income

Warming to emerging market local currency bonds

Emerging market local currency bonds have had a difficult 2015 but it now seems that the asset class may have seen off the worst of the turbulence. The US's first interest rate hike in some 10 years is unlikely to be followed by an aggressive round of monetary tightening, which means the scene could be set for a recovery in some emerging market currencies.

By our calculations, the US dollar's ascent has left the currency trading at levels that are some 25-30 per cent above fair value. Over the past 30 years, it has only ever hit this level three times (late 1984, early 2002 and early 2009). Each time it has done so, it has subsequently embarked on a path of depreciation, losing 10-30 per cent over the following five years. Emerging market currencies – which our models show are trading some three standard deviations below fair value (see chart) – would benefit more than most from a change in the trajectory of the US dollar.

We have positioned for this by scaling back many of our short positions in emerging market currencies and by increasing our exposure to local currency emerging sovereign bonds from underweight to neutral. With the asset class offering a yield of some 7 per cent, valuations are beginning to look attractive. We are gradually building exposure to the

markets worst hit by the sell-off – Brazil is one local currency bond market that might soon recover. Its recent woes – rising inflation, weak growth and a credit rating downgrade to junk status – are more than sufficiently discounted in the price of its debt, now yielding some 15 per cent.

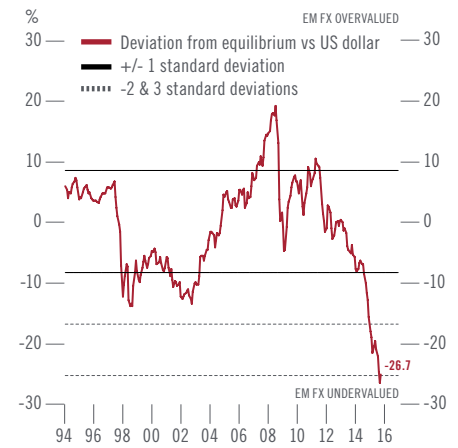
Still, for us to shift our stance to overweight, we would need to have greater clarity on the trajectory of US interest rates as well as evidence of an improvement in emerging market growth.

At the same time, we have cut our exposure to corporate emerging market bonds to neutral. Although we believe developing world corporate bond issuers are not as vulnerable to the strong US dollar as some fear, the healthy returns the asset class has delivered this year have encouraged us to lock in gains. Elsewhere, we remain overweight US and European high-yield bonds. Default rates among issuers of speculative grade debt are low and likely to remain so as the ECB prepares to expand its quantitative easing programme.

*Olivier Ginguené, Chairman
Pictet Asset Management Strategy Unit*

*Luca Paolini, Chief strategist
Pictet Asset Management*

EMERGING MARKET CURRENCIES UNDERVALUED



Source: Pictet Asset Management

ABOUT THE PSU

The Pictet Asset Management Strategy Unit (PSU) is the investment group responsible for providing asset allocation guidance across stocks, bonds, cash and commodities.

Each month, the PSU sets a broad policy stance based on its analysis of:

- **business cycle:** proprietary leading indicators, inflation
- **liquidity:** monetary policy, credit/money variables
- **valuation:** equity risk premium, yield gap, historical earnings multiples
- **sentiment:** Pictet sentiment index (investors' surveys, tactical indicators)

Disclaimer

This material is for distribution to professional investors only. However it is not intended for distribution to any person or entity who is a citizen or resident of any locality, state, country or other jurisdiction where such distribution, publication, or use would be contrary to law or regulation.

Information used in the preparation of this document is based upon sources believed to be reliable, but no representation or warranty is given as to the accuracy or completeness of those sources. Any opinion, estimate or forecast may be changed at any time without prior warning. Investors should read the prospectus or offering memorandum before investing in any Pictet managed funds. Tax treatment depends on the individual circumstances of each investor and may be subject to change in the future. Past performance is not a guide to future performance. The value of investments and the income from them can fall as well as rise and is not guaranteed. You may not get back the amount originally invested.

This document has been issued in Switzerland by Pictet Asset Management SA and in the rest of the world by Pictet Asset Management Limited, which is authorised and regulated by the Financial Conduct Authority, and may not be reproduced or distributed, either in part or in full, without their prior authorisation.

For UK investors, the Pictet and Pictet Total Return umbrellas are domiciled in Luxembourg and are recognised collective investment schemes under section 264 of the Financial Services and Markets Act 2000. Swiss Pictet funds are only registered for distribution in Switzerland under the Swiss Fund Act, they are categorised in the United Kingdom as unregulated collective investment schemes. The Pictet group manages hedge funds, funds of hedge funds and funds of private equity funds which are not registered for public distribution within the European Union and are categorised in the United Kingdom as unregulated collective investment schemes.

For Australian investors, Pictet Asset Management Limited (ARBN 121 228 957) is exempt from the requirement to hold an Australian financial services license, under the Corporations Act 2001.

For US investors, Shares sold in the United States or to US Persons will only be sold in private placements to accredited investors pursuant to exemptions from SEC registration under the Section 4(2) and Regulation D private placement exemptions under the 1933 Act and qualified clients as defined under the 1940 Act. The Shares of the Pictet funds have not been registered under the 1933 Act and may not, except in transactions which do not violate United States securities laws, be directly or indirectly offered or sold in the United States or to any US Person. The Management Fund Companies of the Pictet Group will not be registered under the 1940 Act.

© Copyright 2015 Pictet - Issued in December 2015.